



2023 Apollo Projects NZ Age Group S...



Swimming New Zealand



50m Freestyle Women Final



Points Swimmers Files Scoreboard

Session 1 Wed   09:10 AM	Session 2 Wed   05:40 PM	Session 3 Thu   09:10 AM	<b>Session 4 Thu   LIVE</b>	Session 5 Fri   09:10 AM	Session 6 Fri   05:40 PM	Session 7 Sat   09:10 AM	Session 8 Sat   05:40 PM
-----------------------------	-----------------------------	-----------------------------	---------------------------------	-----------------------------	-----------------------------	-----------------------------	-----------------------------

Session 4   Thursday 05:40 PM		
10	05:40 PM	200m Freestyle Men Final
103	06:01 PM	50m Freestyle Men Multi-C...
104	06:05 PM	50m Freestyle Women Mul...
11	06:09 PM	200m Breaststroke Men Fi...
12	06:33 PM	200m Breaststroke Wome...
13	07:20 PM	50m Freestyle ... <b>LIVE</b>
14	07:33 PM	50m Butterfly Men Final
105	07:45 PM	50m Butterfly Men Multi-C...
106	07:50 PM	50m Butterfly Women Mult...
15	07:54 PM	800m Freestyle Women Fi...
16	08:06 PM	4x100m Freestyle Men - 1...
160	08:20 PM	4x100m Freestyle Men 16 ...
17	08:33 PM	4x100m Freestyle Women ...
170	08:41 PM	4x100m Freestyle Women ...

12	<b>200m Breaststroke Women Final</b>		Unofficial
<ul style="list-style-type: none"> <li>Qualified</li> <li>Summary</li> </ul>			
1	<b>Final 13 years, 1 (5)</b>		Official
heat Started at: 06:33 PM			
Lane	Competitor	Age Club	RT FINA Rank Result
3	<b>Elyse Lam</b>	13  TBSS ...	+0.68 2 <b>2:55.20</b> Entry: 2:58.26 (- 3.06)
50m: 38.83		100m: 1:23.38 (44.55)	
150m: 2:09.89 (46.51)		200m: 2:55.20 (45.31)	
4	<b>Bianca Chan</b>	13 Roskill...	+0.72 1 <b>2:43.75</b> Entry: 2:48.00 (- 4.25)
50m: 35.71		100m: 1:16.45 (40.74)	
150m: 1:59.55 (43.10)		200m: 2:43.75 (44.20)	
5	<b>Hannah Sa...</b>	13  Swim...	+0.68 3 <b>2:56.75</b> Entry: 2:57.73 (- 0.98)
50m: 38.64		100m: 1:23.85 (45.21)	
150m: 2:11.00 (47.15)		200m: 2:56.75 (45.75)	
6	<b>Olivia McLe...</b>	13  Neptu...	+0.68 4 <b>3:02.12</b> Entry: 3:01.55 (+ 0.57)
50m: 38.81		100m: 1:25.46 (46.65)	
150m: 2:13.78 (48.32)		200m: 3:02.12 (48.34)	
2	<b>Final 14 years, 2 (5)</b>		Official
heat Started at: 06:37 PM			
Lane	Competitor	Age Club	RT FINA Rank Result
1	<b>Niamh Quay...</b>	14 Whare...	+0.78 6 <b>2:58.55</b> Entry: 3:06.35 (- 7.80)
50m: 40.02		100m: 1:26.04 (46.02)	
150m: 2:11.99 (45.95)		200m: 2:58.55 (46.56)	
2	<b>Paige Frank...</b>	14  Centr...	+0.62 7 <b>3:01.65</b> Entry: 2:58.61 (+ 3.04)
50m: 40.22		100m: 1:25.96 (45.74)	
150m: 2:13.99 (48.03)		200m: 3:01.65 (47.66)	
3	<b>Lisa Shi</b>	14 Howic...	+0.71 3 <b>2:49.65</b> Entry: 2:50.16 (- 0.51)
50m: 38.83		100m: 1:21.83 (43.00)	
150m: 2:05.97 (44.14)		200m: 2:49.65 (43.68)	
4	<b>Bridie Quayle</b>	14 Whare...	+0.81 1 <b>2:43.06</b> Entry: 2:45.89 (- 2.83)
50m: 36.25		100m: 1:17.04 (40.79)	
150m: 1:59.60 (42.56)		200m: 2:43.06 (43.46)	
5	<b>Alex McInto...</b>	14 Mt We...	+0.74 2 <b>2:48.10</b> Entry: 2:49.94 (- 1.84)
50m: 38.48		100m: 1:22.12 (43.64)	
150m: 2:05.50 (43.38)		200m: 2:48.10 (42.60)	
6	<b>Clara Delun...</b>	14 New C...	+0.77 5 <b>2:55.41</b>
















50m: 39.72 100m: 1:23.78 (44.06)  
150m: 2:09.21 (45.43) 200m: 2:55.41 (46.20)

7		<b>Ashlee Baars</b>	14		Viking... +0.62	4	<b>2:54.93</b> Entry: 3:01.44 (- 6.51)
							50m: 38.76 100m: 1:23.22 (44.46) 150m: 2:08.12 (44.90) 200m: 2:54.93 (46.81)

### 3 Final 15 years, 3 (5)

heat Started at: 06:42 PM









Official

Lane	Competitor	Age	Club	RT	FINA	Rank	Result
0		<b>Anika Moleta</b>	15		Ice Br... +0.68	9	<b>2:55.32</b> Entry: 2:55.57 (- 0.25)
							50m: 39.43 100m: 1:24.48 (45.05) 150m: 2:09.88 (45.40) 200m: 2:55.32 (45.44)
1		<b>Liv Taylor</b>	15		North... +0.66	6	<b>2:51.96</b> Entry: 2:54.22 (- 2.26)
							50m: 39.83 100m: 1:24.34 (44.51) 150m: 2:07.84 (43.50) 200m: 2:51.96 (44.12)
2		<b>Maisie Pen...</b>	15	Parnel... +0.78		7	<b>2:52.09</b> Entry: 2:52.12 (- 0.03)
							50m: 38.20 100m: 1:22.55 (44.35) 150m: 2:08.00 (45.45) 200m: 2:52.09 (44.09)
3		<b>Kate Hurley</b>	15	Pirate... +0.71		3	<b>2:44.79</b> Entry: 2:48.59 (- 3.80)
							50m: 37.42 100m: 1:19.90 (42.48) 150m: 2:02.62 (42.72) 200m: 2:44.79 (42.17)
4		<b>Monique Wi...</b>	15		Aqua... +0.65	1	<b>2:37.93</b> Entry: 2:44.92 (- 6.99)
							50m: 35.38 100m: 1:16.08 (40.70) 150m: 1:58.09 (42.01) 200m: 2:37.93 (39.84)
5		<b>Jasmine Lyl...</b>	15		Phoe... +0.72	2	<b>2:42.30</b> Entry: 2:46.73 (- 4.43)
							50m: 35.48 100m: 1:16.12 (40.64) 150m: 1:58.16 (42.04) 200m: 2:42.30 (44.14)
6		<b>Olivia Bates</b>	15	Howic... +0.75		4	<b>2:47.13</b> Entry: 2:50.34 (- 3.21)
							50m: 37.71 100m: 1:20.88 (43.17) 150m: 2:04.32 (43.44) 200m: 2:47.13 (42.81)
7		<b>Ava Neems</b>	15	Howic... +0.69		5	<b>2:50.89</b> Entry: 2:53.28 (- 2.39)
							50m: 37.80 100m: 1:21.45 (43.65) 150m: 2:05.66 (44.21) 200m: 2:50.89 (45.23)
8		<b>Scout Carter</b>	15		Ice Br... +0.68	8	<b>2:54.93</b> Entry: 2:55.39 (- 0.46)
							50m: 39.98 100m: 1:23.94 (43.96) 150m: 2:09.10 (45.16) 200m: 2:54.93 (45.83)
9		<b>Bianca Rax...</b>	15	Water... +0.71		10	<b>2:55.44</b> Entry: 2:58.46 (- 3.02)
							50m: 38.31 100m: 1:23.23 (44.92) 150m: 2:09.26 (46.03) 200m: 2:55.44 (46.18)



### 4 Final 16 years, 4 (5)

heat Started at: 06:47 PM

Official

Lane	Competitor	Age	Club	RT	FINA	Rank	Result
2		<b>Shaeli Brewer</b>	16	Evoluti... +0.67		5	<b>2:52.41</b> Entry: 2:55.49 (- 3.08)
							50m: 37.18 100m: 1:20.11 (42.93) 150m: 2:06.44 (46.33) 200m: 2:52.41 (45.97)
3		<b>Rebecca Pit...</b>	16	United... +0.74		3	<b>2:48.59</b> Entry: 2:52.23 (- 3.64)
							50m: 37.83 100m: 1:20.03 (42.20) 150m: 2:03.92 (43.89) 200m: 2:48.59 (44.67)
4		<b>Kate Cowan</b>	16		Viking... +0.73	2	<b>2:47.16</b> Entry: 2:48.91 (- 1.75)
							50m: 37.83 100m: 1:19.98 (42.15) 150m: 2:03.56 (43.58) 200m: 2:47.16 (43.60)
5		<b>Elisha Lam</b>	16		TBSS ... +0.70	1	<b>2:44.81</b> Entry: 2:49.66 (- 4.85)
							50m: 37.01 100m: 1:18.86 (41.85) 150m: 2:01.37 (42.51) 200m: 2:44.81 (43.44)
6		<b>Sophie Wint...</b>	16		Alexa... +0.72	6	<b>2:52.54</b> Entry: 2:54.77 (- 2.23)














50m: 38.85      100m: 1:22.17 (43.32)  
150m: 2:06.86 (44.69)      200m: 2:52.54 (45.68)

7	 <b>Mya Ketel</b>	16	 Tasm...	+0.68	4	<b>2:52.04</b> Entry: 2:55.72 (- 3.68)
	50m: 37.64		100m: 1:21.84 (44.20)			
	150m: 2:05.79 (43.95)		200m: 2:52.04 (46.25)			

### 5 Final 17-18 years, 5 (5)

heat Started at: 06:51 PM

Official

Lane	Competitor	Age	Club	RT	FINA	Rank	Result
1	 <b>Maia Adams</b>	18	Raum...	+0.74		8	<b>2:53.28</b> Entry: 2:50.70 (+ 2.58)
	50m: 37.71		100m: 1:21.52 (43.81)				
	150m: 2:07.11 (45.59)		200m: 2:53.28 (46.17)				
2	 <b>Hannah King</b>	17	 Aqua...	+0.76		4	<b>2:41.02</b> Entry: 2:44.82 (- 3.80)
	50m: 36.62		100m: 1:17.23 (40.61)				
	150m: 1:59.17 (41.94)		200m: 2:41.02 (41.85)				
3	 <b>Trelise Dance</b>	18	United...	+0.72		3	<b>2:38.66</b> Entry: 2:42.75 (- 4.09)
	50m: 35.92		100m: 1:16.55 (40.63)				
	150m: 1:57.80 (41.25)		200m: 2:38.66 (40.86)				
4	 <b>Melissa Co...</b>	18	 North...	+0.66		1	<b>2:32.36</b> Entry: 2:39.63 (- 7.27)
	50m: 34.25		100m: 1:12.87 (38.62)				
	150m: 1:52.78 (39.91)		200m: 2:32.36 (39.58)				
5	 <b>Rebecca Wil...</b>	18	 Phoe...	+0.67		2	<b>2:36.24</b> Entry: 2:40.44 (- 4.20)
	50m: 35.36		100m: 1:14.54 (39.18)				
	150m: 1:55.12 (40.58)		200m: 2:36.24 (41.12)				
6	 <b>Lanihei Con...</b>	17	 TBSS ...	+0.72		5	<b>2:42.93</b> Entry: 2:43.73 (- 0.80)
	50m: 36.64		100m: 1:18.72 (42.08)				
	150m: 2:00.76 (42.04)		200m: 2:42.93 (42.17)				
7	 <b>Hope Chmiel</b>	17	 Viking...	+0.70		6	<b>2:46.01</b> Entry: 2:48.22 (- 2.21)
	50m: 36.60		100m: 1:19.05 (42.45)				
	150m: 2:02.02 (42.97)		200m: 2:46.01 (43.99)				
8	 <b>Abby David...</b>	17	United...	+0.79		7	<b>2:48.63</b> Entry: 2:51.08 (- 2.45)
	50m: 37.01		100m: 1:20.02 (43.01)				
	150m: 2:03.76 (43.74)		200m: 2:48.63 (44.87)				